


HOW TO COOK A TURKEY



By The Students of
Alphabets Preschool Center

Asbury Park, NJ


2019




Class #1 - Ms. Laura & Ms. Pat's Class

First, put the turkey in water. Then you wrap it up with butter and apple juice. Put garlic on it.

Inside you stuff it with macaroni, soda and chips. Put potato on it with peanut butter and crackers. Put it in the oven and add marshmallow. Bake it with applesauce. Eat it and then eat ice cream after.






Class #2 - Ms. Kaitlyn & Ms. LaHomua's Class

Go to ShopRite to get the turkey. Clean it with juice and water in a pot. Put it in a bag. Put salt, pepper, butter, hot sauce, sugar, grapes, cheese and peanut butter and jelly. Then put it in the oven on 100 degrees for 5 hours.

Take it out and eat it!!






Class #3 - Ms. Heather & Ms. Tamara's Class




Crush hot Cheetos and Takis for your seasoning. Then put your turkey on a tray and stuff it with broccoli. Also, put applesauce and eggs inside the turkey. Pour some chocolate on the turkey. On top of the turkey, put salt, cheese, peppers and onions. Put cauliflower feet on the turkey. Sprinkle your turkey with cheese sauce and hot peppers. Cover the turkey with mashed potatoes. Spread lettuce around the turkey. Put the turkey in the oven for a little bit of hours and then fry it afterwards.

Eat & Enjoy!



Class #4 - Ms. Shannon & Ms. Syasia's Class



Go to the farm to get a turkey. When we get turkey we need to cook it but first put sauce, macaroni, cheese & peppers on it. Stuff apples and pizza inside the turkey. Put your turkey in the oven on 100 degrees and cook for 20 hours. Take it out of the oven and eat it with a fork or your hands. Yummy!!!!

Good Luck
on your turkey!



HAVE A GREAT HOLIDAY!



From,
The Staff at
Alphabets Preschool Center

Asbury Park, NJ 07712



November 2019

Alphabets Preschool Center

701 Grand Avenue, Asbury Park, NJ 07712

732-775-1582